

DIGITAL / ANALOG HiTESTER SERIES

Multi Meters



A Full Line-up of Digital and Analog Multimeters
to Suit Any Need



ISO 9001
JMI-0216



ISO 14001
JQA-E-90091



www.hioki.com

Hioki company overview, new products, environmental considerations and other information are available on our website.

From Basic Testing to
High Performance Analysis

A Complete HIOKI Digital Multimeter Line-up to Suit Your Needs




Selection guide

	3255-50	3256-50	3257-50	3805-50	3802-50	3801-50
From Basic Testing to High Performance Analysis						
Basic Specifications						
AC measurement method	Mean	Mean	True RMS	True RMS	True RMS	True RMS
Maximum display count	4199	4200	4200	9999	51000	51000
DCV : Best Accuracy	±0.5 %rdg. ±4dgt.	±0.5 %rdg. ±2dgt.	±0.5 %rdg. ±2dgt.	±0.09 %rdg. ±2dgt.	±0.03 %rdg. ±5dgt.	±0.025 %rdg. ±5dgt.
Dual display	—	—	—	—	●	●
Bar graph display	—	●	●	●	●	●
Display backlight function	—	—	—	●	●	●
CAT IV	—	—	600V	—	600V	600V
CAT III	600V	600V	1000V	600V	1000V	1000V
CAT II	1000V	1000V	—	1000V	—	—
Range						
DC Voltage	419.9 mV to 1000 V	420.0 mV to 1000 V	420.0 mV to 1000 V	999.9 mV to 999.9 V	51.000 mV to 1000.0 V	51.000 mV to 1000.0 V
AC Voltage	419.9 mV to 1000 V	420.0 mV to 1000 V	420.0 mV to 1000 V	999.9 mV to 999.9 V	51.000 mV to 1000.0 V	51.000 mV to 1000.0 V
DC Current	—	42.00μA to 10.00A	42.00μA to 10.00A	999.9 μA to 9.99 A	510.00 μA to 10.000A	510.00 μA to 10.000 A
AC Current	CLAMP (ACA) function*1 10A to 1000A	42.00μA to 10.00A	42.00μA to 10.00A	999.9 μA to 9.99 A	510.00 μA to 10.000 A	510.00 μA to 10.000 A
Resistance (*2Conductance)	419.9Ω to 41.99MΩ	420.0Ω to 42.00MΩ	420.0Ω to 42.00MΩ	999.9 Ω to 99.99 MΩ	510.00 Ω to 51.000 MΩ (*2 510.00nS)	510.00 Ω to 510.00 MΩ (*2 510.00nS)
Capacitance	—	—	—	9.999 μF to 9.999 mF	9.999 nF to 99.99 mF	9.999 nF to 99.99 mF
AC+DC	—	—	—	—	—	●
Temperature	—	—	—	●	●	●
Frequency	—	●	●	●	●	●
Frequency counter	—	—	—	—	—	●
DUTY ratio	—	—	●	—	●	●
Pulse width	—	—	—	—	●	●
Contact Check Buzzer	●	●	●	●	●	●
Function						
Peak hold	—	—	—	—	●	●
Recording	—	●	●	●	●	●
Refresh hold (HOLD AUTO)	—	●	●	●	●	●
Trigger hold (HOLD)	●	●	●	●	●	●
Relative (REL)display	—	●	●	●	●	●
Percentage display (4-20mA/0-20mA)	—	—	—	●	●	●
Temperature difference between 2 points	—	—	—	●	—	—
Harmonic Ratio	—	—	—	●	—	—
Decibel display (dbm/dbv)	—	—	—	—	●	●
Pulse output	—	—	—	—	—	●



*1 Clamp-on probe : Option

CAT	Test lead L9207-10/L9207-30	
Sleeve attached	CAT IV 600V	When the CAT (measurement category) rating of the main unit is lower than that of test leads, the CAT of the main unit takes precedence. When measuring in a CAT IV or CAT III environment, be sure to attach the sleeve to the test leads.
	CAT III 1000V	
No Sleeve attached	CAT II 1000V	

Selection guide (Pocket size DMM)

	3244-60	3245-60	3246-60
			
Basic Specifications			
AC measurement method	Mean	Mean	Mean
Maximum display count	4199	4199	4199
Display backlight function	—	—	●
Sleeve attached	CAT IV	300V	300V
CAT III	300V	600V	600V
No sleeve attached	CAT II	600V	600V
Function & Range			
DC Voltage	419.9 mV to 500 V	419.9 mV to 600 V	419.9 mV to 600 V
AC Voltage	4.199 V to 500 V	4.199 V to 600 V	4.199 V to 600 V
Resistance	419.9Ω to 41.99MΩ	419.9Ω to 41.99MΩ	419.9Ω to 41.99MΩ
Contact Check Buzzer	●	●	●

● Analog Multimeters

3030-10	3008
	
Basic type	Use for industrial power lines
DROP PROOF	DROP PROOF

● SAFETY HiTESTER 3258



Measure voltage on insulated electric cables

Refer to page 8 for details ▶

New product information

New insulated test pin sleeves prevents short-circuits

Conforms to safety standard

IEC61010-031 (revised) for hand-held probes



Sleeve attached

No Sleeve attached

What are the new and additional requirements of the international safety standards?

1. "Exposed metal part must be 4mm or shorter" (Previously, 19mm max.) for CAT III and IV environments to prevent short-circuits from occurring.
2. Double-coating with different colors enables you to identify the wear condition of the test leads. (Previously, single-coated)

Detachable!

When a sleeve is not attached, the test leads can only be used in a CATII environment.



***When used in CATIII environments, test pin sleeves are required.**
Included as a standard accessory
(This sleeve cannot be attached to previous products)

No sleeves attached to the tip of test leads?

DANGER of short-circuit accident!!

Previous model



With a sleeve attached to the tip of test leads, short-circuit accidents can be prevented.

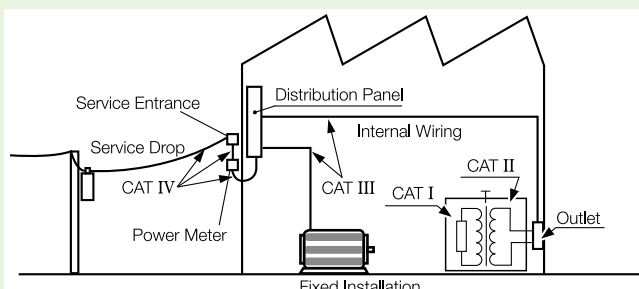
NEW!



Measurement categories (Overvoltage categories)

To ensure safe operation of measurement products, IEC 61010 establishes safety standards for various electrical environments, categorized as CAT I to CAT IV, and called measurement categories. These are defined as follows.

- CAT I** : Secondary electrical circuits connected to an AC electrical outlet through a transformer or similar device.
- CAT II** : Primary electrical circuits in equipment connected to an AC electrical outlet by a power cord (portable tools, household appliances, etc.)
- CAT III** : Primary electrical circuits of heavy equipment (fixed installations) connected directly to the distribution panel, and feeders from the distribution panel to outlets.
- CAT IV** : The circuit from the service entrance to the service entrance, and to the power meter and primary overcurrent protection device (distribution panel).



Higher-numbered categories correspond to electrical environments with greater momentary energy, so a measurement product designed for CAT III environments can endure greater momentary energy than one designed for CAT II. Using a measurement product in an environment designated with a higher-numbered category than that for which the product is rated could result in a severe accident, and must be carefully avoided.

Never use a CAT I measuring product in CAT II, III, or IV environments.

The measurement categories comply with the Overvoltage Categories of the IEC60664 Standards.

Multi-function DMM SERIES

DIGITAL HiTESTER 3801-50 3802-50

High-precision, high-resolution, and multi-functional handy DMMs

- Dual display shows different two parameters simultaneously
- Useful backlight function for use in dark locations.
- Record maximum, minimum and average values into the internal memory
- USB communication function for PC measurement (optional)
- AC+DC measurement mode / pulse output function (3801-50 only)

Main Differences

	3801-50	3802-50
Best DC Accuracy	$\pm 0.025\% \text{rdg.} \pm 5 \text{dgt.}$	$\pm 0.03\% \text{rdg.} \pm 5 \text{dgt.}$
AC+DC	●	—
Frequency counter	●	—
Pulse output	●	—



True RMS

USB 1.1
OPTION



3801-50

Pulse Output Function (3801-50 only)

Use as a control or standard signal source for measurement systems or electronic circuits.

Pulse frequency and duty cycle (or pulse width) can be specified.

- Frequency settings: 0.5, 1, 2, 5, 10, 15, 20, 25, 30, 40, 50, 60, 75, 80, 100, 120, 150, 200, 240, 300, 400, 480, 600, 800, 1200, 1600, 2400 or 4800 Hz
- Duty cycle setting range: 0.39% to 99.60%
- Pulse width settings: 1/frequency
- Amplitude: fixed 2.8 V
- Output impedance: 3.5 kΩ or less

3801-50 / 3802-50

Function	Range	Best Accuracy	
		3801-50	3802-50
DC Voltage	51.000 mV/ 510.00 mV/ 1000.0 mV 5.1000 V/ 51.000 V/ 510.00 V/ 1000.0 V	$\pm 0.025\% \text{rdg.} \pm 5 \text{dgt.}$	$\pm 0.03\% \text{rdg.} \pm 5 \text{dgt.}$
AC Voltage	51.000 mV/ 510.00 mV/ 1000.0 mV 5.1000 V/ 51.000 V/ 510.00 V/ 1000.0 V	$\pm 0.4\% \text{rdg.} \pm 25 \text{dgt.}$	$\pm 0.6\% \text{rdg.} \pm 25 \text{dgt.}$
DC Current	510.00 μA / 5100.0 μA / 51.000 mA/ 510.00 mA 5.1000 A/ 10.000 A	$\pm 0.05\% \text{rdg.} \pm 25 \text{dgt.}$	$\pm 0.1\% \text{rdg.} \pm 25 \text{dgt.}$
AC Current	510.00 μA / 5100.0 μA / 51.000 mA/ 510.00 mA 5.1000 A/ 10.000 A	$\pm 0.7\% \text{rdg.} \pm 20 \text{dgt.}$	$\pm 0.8\% \text{rdg.} \pm 20 \text{dgt.}$
Resistance	510.00 Ω / 5.1000 k Ω / 51.000 k Ω / 510.00 k Ω 5.1000 M Ω / 51.000 M Ω (3801-50 only 510.00 M Ω)	$\pm 0.05\% \text{rdg.} \pm 5 \text{dgt.}$	$\pm 0.08\% \text{rdg.} \pm 5 \text{dgt.}$
Conductance	510.00 nS	$\pm 1.0\% \text{rdg.} \pm 10 \text{dgt.}$	$\pm 1.0\% \text{rdg.} \pm 10 \text{dgt.}$
Continuity	Threshold value : Buzzer sounds less than 1000 counts for each range.		
Capacitance	9.999 nF/ 99.99 nF/ 999.9 nF 9.999 μF / 99.99 μF / 999.9 μF / 9.999 mF/ 99.99 mF	$\pm 1.5\% \text{rdg.} \pm 5 \text{dgt.}$	$\pm 1.5\% \text{rdg.} \pm 5 \text{dgt.}$
Frequency	99.999 Hz/ 999.99 Hz 9.9999 kHz/ 99.999 kHz/ 999.99 kHz	$\pm 0.02\% \text{rdg.} \pm 3 \text{dgt.}$	$\pm 0.02\% \text{rdg.} \pm 3 \text{dgt.}$



Temperature

Thermocouple Type	Range	Accuracy
K	-200.0 to 1372.0 °C (-328 to 2502 °F)	$\pm 0.3\% \text{rdg.} \pm 3\text{ }^{\circ}\text{C}$
J (3801-50 only)	-210.0 to 1200.0 °C (-346 to 2192 °F)	$(\pm 0.3\% \text{rdg.} \pm 6\text{ }^{\circ}\text{F})$

Accuracy does not include temperature probe error

Response time: 60 minutes (main unit reference contact temperature compensation)

Dimensions : Approx. 100W × 202H × 57D mm (3.94"W × 7.95"H × 2.24"D) including protective holster

Mass : Approx. 680 g (24.0 oz.) including protective holster and battery

Accessories

TEST LEAD (1)
Holster (1)

Options

TEST LEAD	L9207-10	CLIP TYPE LEAD	*9618
CARRYING CASE	3853	(for capacitance measurement)	
COMMUNICATION PACKAGE (USB)	3856-02		
TEMPERATURE PROBE	*9180 to *9183		
TEMPERATURE PROBE	9472 to 9476		

*Note: Non-CE mark product

COMMON OPTIONS

3801-50 / 3802-50 / 3805-50

COMMUNICATION PACKAGE 3856-02 (USB)

Includes application software and USB cable for transferring test data to the PC. User-customizable and programmable to add remote control functions.

- Operating environment: Windows 2000, XP, Vista*
- Acquisition interval: 1 second to 99 hours
- Transfer: Up to 65,525 data points
- Other functions: Header settings, save files in CSV format

*Windows 2000, XP, Vista are registered trademarks of Microsoft Corp., USA

Discontinued

Multi-function DMM SERIES

DIGITAL HiTESTER 3805-50

High-precision, high-resolution, and multi-functional handy DMMs

- Record maximum / minimum / average value
- Relative value display
- Simple performance and low cost, Basic accuracy $\pm 0.09\%$
- PC communication via USB (using optional accessories)
- For Power line distortion check (Harmonic distortion % display)
- Temperature scanning function (T1, T2, T1-T2)

Temperature

Thermocouple Type	Range	Accuracy
K	-40 to 1372°C (-40 to 2502°F)	$\pm 0.3\% \text{rdg.} \pm 3^\circ\text{C}$ ($\pm 0.3\% \text{rdg.} \pm 6^\circ\text{F}$)
J	-40 to 1200°C (-40 to 2192°F)	

Accuracy does not include temperature probe error. Response time: 60 minutes (main unit reference contact temperature compensation time)

3805-50

Function	Range	Best Accuracy
		3805-50
DC Voltage	999.9 mV / 9.999 V / 99.99 V / 999.9 V	$\pm 0.09\% \text{rdg.} \pm 2 \text{dgt.}$
AC Voltage	999.9 mV / 9.999 V / 99.99 V / 999.9 V	$\pm 1.0\% \text{rdg.} \pm 5 \text{dgt.}$
DC Current	999.9 μA / 9999 μA / 99.99 mA / 999.9 mA / 9.99 A	$\pm 0.1\% \text{rdg.} \pm 3 \text{dgt.}$
AC Current	999.9 μA / 9999 μA / 99.99 mA / 999.9 mA / 9.99 A	$\pm 1.0\% \text{rdg.} \pm 5 \text{dgt.}$
Resistance	999.9 Ω / 9.999 k Ω / 99.99 k Ω / 999.9 k Ω / 9.999 M Ω / 99.99 M Ω	$\pm 0.3\% \text{rdg.} \pm 3 \text{dgt.}$
Capacitance	9.999 μF / 99.99 μF / 999.9 μF / 9.999 mF	$\pm 2.0\% \text{rdg.} \pm 5 \text{dgt.}$
Frequency	9.999 Hz / 99.99 Hz / 999.9 Hz / 9.999 kHz / 99.99 kHz / 200.0 kHz	$\pm 0.03\% \text{rdg.} \pm 3 \text{dgt.}$
Continuity	Buzzer sounds at a resistance equivalent to or less than 100 counts ($\pm 5\%$) for each range.	
Diode	2.100V	$\pm 0.3\% \text{rdg.} \pm 2 \text{dgt.}$

Dimensions : Approx. 83W × 178H × 58D mm (3.27"W × 7.01"H × 2.28"D)
including protective holster, not including protrusions

Mass : Approx. 400g (14.1 oz.) including protective holster and battery

Accessories

TEST LEAD (1)
Holster (1)

Options

TEST LEAD L9207-10
CARRYING CASE 3853
COMMUNICATION PACKAGE (USB) 3856-02

TEMPERATURE PROBE *9180 to *9183
TEMPERATURE PROBE 9472 to 9476

CLIP TYPE LEAD *9618
(for capacitance measurement)

**Note: Non-CE mark product*



3805-50

DIGITAL HiTESTER 3255-50

Tough for use on industrial power lines

- Built-in current limiter and fuse capable of withstanding 1000 V to prevent short-circuit accidents
- Wide range, maximum reading 4199 digit
- Two-terminal configuration eliminates the need for probe reconnections
- Industrial grade test leads for enhanced safety

Function	Range	Best Accuracy
DC Voltage	419.9 mV / 4.199 V / 41.99 V / 419.9 V / 1000 V	$\pm 0.5\% \text{rdg.} \pm 4 \text{dgt.}$
AC Voltage	419.9 mV / 4.199 V / 41.99 V / 419.9 V / 1000 V	$\pm 1.2\% \text{rdg.} \pm 4 \text{dgt.}$
AC Current	10A to 1000A, 7 ranges with optional clamp	$\pm 2.0\% \text{rdg.} \pm 4 \text{dgt.}$
Resistance	419.9 Ω / 4.199 k Ω / 41.99 k Ω / 419.9 k Ω / 4.199 M Ω / 41.99 M Ω	$\pm 0.7\% \text{rdg.} \pm 4 \text{dgt.}$
Continuity	419.9 Ω *Buzzer sounds at approx 50 Ω \pm 40 Ω or less	
Diode check	Yes(3.4V/850 μA max. open terminal voltage)	$\pm 1.0\% \text{rdg.} \pm 2 \text{dgt.}$

Dimensions : Approx. 70W × 145H × 31D mm (2.76"W × 5.71"H × 1.22"D)

Mass : Approx. 210 g (7.4 oz.)

Accessories

TEST LEAD (1)
CARRYING CASE 9371

Options

TEST LEAD L9207-10
CLAMP ON PROBE 9010-50 (AC500A)
CRAMP ON PROBE 9132-50 (AC1000A)
CONVERSION ADAPTER 9704 (Input: BNC, Output: banana)



Multi-function DMM SERIES

DIGITAL HiTESTER

3256-50 3257-50

Terminal shutter interlock mechanism

- Terminal shutter interlock mechanism exposes only the correct terminals for connection in the currently selected function
- Wide range, maximum reading 4200 digit
- High-speed response, bar graph display
- Conforms with IEC1010
- Auto-hold function automatically displays voltage or current value and resistance value



3256-50 (MEAN)

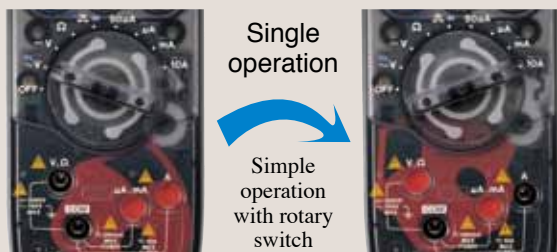


3257-50 (True RMS)



Fail-safe!

Shutter mechanism prevents incorrect test lead connection



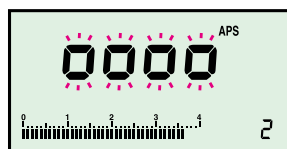
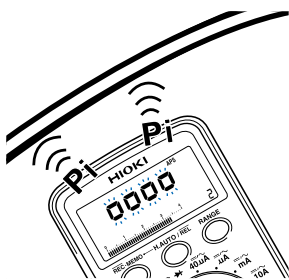
Voltage ranges
Only V and COM terminals open

10A range
Only A and COM terminals open

* The above photograph shows a demonstration model with a transparent cover.

3256-50 Only

- Check for live lines safely and easily

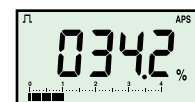
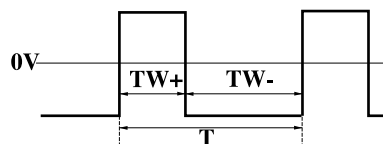


Buzzer sounds and flashing

In the AC V range, the 3256-50 can be used to check whether power lines are live. When the sensitivity level is set to 4 and the test head is placed near a live power line, the built-in buzzer sounds and a display indicator lights.

3257-50 Only

- Analyze pulse control signals



The ratio between pulse width (TW + or TW-) and pulse recursion cycle (T) is displayed as a percentage.

- Display range : 5 to 95%
- Accuracy : 10Hz to 1kHz ; $\pm 1.0\% \text{rdg.} \pm 15 \text{dgt.}$
1kHz to 10kHz ; $\pm 1.0\% \text{rdg.} \pm 50 \text{dgt.}$

Accuracy rating pertains to a square wave of 5Vp-p.

Function	Range	Best Accuracy
DC Voltage	420.0 mV/ 4.200 V/ 42.00 V/ 420.0 V/ 1000 V	$\pm 0.5\% \text{rdg.} \pm 2 \text{dgt.}$
AC Voltage	420.0 mV/ 4.200 V/ 42.00 V/ 420.0 V/ 1000 V	$\pm 1.2\% \text{rdg.} \pm 3 \text{dgt.}$
DC Current	42.00 μA / 420.0 μA / 4200 μA / 42.00 mA/ 420.0 mA/ 10.00 A	$\pm 1.5\% \text{rdg.} \pm 4 \text{dgt.}$
AC Current	42.00 μA / 420.0 μA / 4200 μA / 42.00 mA/ 420.0 mA/ 10.00 A	$\pm 2.5\% \text{rdg.} \pm 5 \text{dgt.}$
Resistance	420.0 Ω / 4.200 k Ω / 42.00 k Ω / 420.0 k Ω / 4.200 M Ω / 42.00 M Ω	$\pm 0.7\% \text{rdg.} \pm 2 \text{dgt.}$
Frequency	199.99 Hz/ 1999.9 Hz/ 19.999 kHz/ 199.99 kHz/ 500.0 kHz	$\pm 0.02\% \text{rdg.} \pm 1 \text{dgt.}$
Continuity	420.0 Ω *Buzzer sounds at approx 50 Ω \pm 40 Ω or less	
Diode	2.00V	$\pm 5.0\% \text{rdg.} \pm 2 \text{dgt.}$

Dimensions : Approx. 76W \times 167H \times 33D mm (2.99"W \times 6.57"H \times 1.30"D)

Mass : Approx. 260 g (9.2 oz.)

Accessories

TEST LEAD (1)
CARRYING CASE 9378

Options

TEST LEAD L9207-10
HIGH-VOLTAGE PROBE
CARRYING CASE 3853

*9014

*Note: Non-CE mark product

POCKET SIZE DMM SERIES

CARD HiTESTER 3244-60

Compact! Palm size body, Less than 1cm thin!

- Better contact test leads with 15mm gold-plated tip pin
- Only 9.5 mm (0.37 in) thick and 60 g (2.1 oz) in weight
- Full auto-ranging function and automatic power saving function
- Overload protection to 500 V at resistance or continuity functions

Function	Range	Best Accuracy
DC Voltage	420.0 mV/ 4.200 V/ 42.00 V/ 420.0 V/ 500 V	±0.7 %rdg. ±4dgt.
AC Voltage	4.200 V/ 42.00 V/ 420.0 V/ 500 V	±2.3 %rdg. ±8dgt.
Resistance	420.0 Ω/ 4.200 kΩ/ 42.00 kΩ/ 420.0 kΩ/ 4.200 MΩ/ 42.00 MΩ	±2.0 %rdg. ±4dgt.
Continuity	420.0 Ω *Buzzer sounds at approx 50Ω± 40Ω or less	±2.0 %rdg. ±4dgt.

Dimensions : Approx. 55W × 109H × 9.5D mm (2.17"W×4.29"H×0.37"D)
Mass : Approx. 60 g (2.1 oz.)



Accessories

Hard case (1)
Sleeve (red 1, black 1)

SOLAR HiTESTER 3245-60

Environmentally-friendly DMM

- Hybrid power system incorporates both a solar-charged main battery and a backup battery
- Pocket-sized, CATIII (600V) and CATIV (300V) conformance (when test pin sleeves are attached)
- Neat test probe storage in the back of the unit

Function	Range	Best Accuracy
DC Voltage	420.0 mV/ 4.200 V/ 42.00 V/ 420.0 V/ 600 V	±1.3 %rdg. ±4dgt.
AC Voltage	4.200 V/ 42.00 V/ 420.0 V/ 600 V	±2.3 %rdg. ±8dgt.
Resistance	420.0 Ω/ 4.200 kΩ/ 42.00 kΩ/ 420.0 kΩ/ 4.200 MΩ/ 42.00 MΩ	±2.0 %rdg. ±4dgt.
Continuity	420.0 Ω *Buzzer sounds at approx 50Ω± 40Ω or less	±2.0 %rdg. ±4dgt.

Dimensions : Approx. 60W × 135H × 23D mm (2.36"W×5.31"H×0.91"D)
Mass : Approx. 140 g (4.9 oz.)



Accessories

Sleeve (red 1, black 1)

PENCIL HiTESTER 3246-60

Pencil-type DMM with LED Light

In addition to being compact, this pencil-type tester comes with auto-range and data hold functions for incredibly easy measurement of electrical and electronic circuitry.

- Test lead and main unit in a single body
- Overload protection to 600 V at resistance or continuity functions
- LED light brightly illuminates test points

Backlight LCD



Function	Range	Best Accuracy
DC Voltage	420.0 mV/ 4.200 V/ 42.00 V/ 420.0 V/ 600 V	±1.3 %rdg. ±4dgt.
AC Voltage	4.200 V/ 42.00 V/ 420.0 V/ 600 V	±2.3 %rdg. ±8dgt.
Resistance	420.0 Ω/ 4.200 kΩ/ 42.00 kΩ/ 420.0 kΩ/ 4.200 MΩ/ 42.00 MΩ	±2.0 %rdg. ±4dgt.
Continuity	420.0 Ω *Buzzer sounds at approx 50Ω± 40Ω or less	±2.0 %rdg. ±4dgt.
Diode Check	Judgment only (0.3V to 2.0V)	

Dimensions : Approx. 30W × 182H × 26.5D mm (1.18"W×7.17"H×1.04"D)
Mass : Approx. 80 g (2.8 oz.)



Accessories

Sleeve (red 1, black 1)



Penlight brightly illuminates test points

Analog Multimeters and Voltage Meters

HITESTER 3030-10

Basic tester with improved safety features

- Protected against transient voltages up to 250 V AC, preventing electric shock accidents before they can happen
- Drop proof design withstands dropping onto a concrete floor from a height of 1 meter



Options

TEST LEAD L9207-30

*HIGH-VOLTAGE PROBE 9017 (up to 30 kV DC)

*Note: Non-CE mark product

CE
CAT III 600V



MULTI TESTER 3008

For maintenance service

- Designed for maintenance of high power lines
- Drop proof design withstands dropping onto a concrete floor from a height of 1 meter
- High-power fuse protects up to 50,000A
- Supply current limiting resistance of 10-ohm restricts short circuit current



SPECIFICATIONS

DC Voltage range	0.3 V (16.7 k-ohm/V), 3/12/30/120/300/600 V (20 k-ohm/V) Accuracy: $\pm 2.5\%$ f.s.
AC Voltage range	12 V (9 k-ohm/V) Accuracy: $\pm 4\%$ f.s. 30/120/300/600 V (9 k-ohm/V) Accuracy: $\pm 2.5\%$ f.s. Average rectifier effective value
Resistance range	0 to 3 k-ohm (center scale 30 ohm), $R \times 1$, $R \times 10$, $R \times 100$, $R \times 1 k$ $\pm 3\%$ of scale length
DC Current range	60 μ A/30 m/300 mA (300 mV internal voltage drop) Accuracy: $\pm 3\%$ f.s.
Other functions	Battery check: 0.9 to 1.8 V, load resistance 10 ohm
Safety considerations	Complies with EN61010 Installation Category III (anticipated transient overvoltage 6000 V), Pollution Degree 2
Power supply	R6P(AA) \times 2 batteries
Dimensions, mass	95 mm(3.74 in)W \times 141 mm(5.55 in)H \times 39 mm(1.54 in)D, 280 g (9.9 oz)
Accessories	TEST LEAD (1), fuse (1), CARRYING CASE 9390 (1)

The TEMP scale on Model 3030-10 is not effective without Model 9021-01 Temperature Probe, which has been discontinued.

To prevent electric shock, a fuse for protection up to a commercial power supply of 250V is integrated into the internal circuitry of Model 3030-10. Please note that the fuse is not intended for preventing damage to the unit.

SPECIFICATIONS

DC Voltage range	6/30/60/300/600 V (20 k-ohm/V) Accuracy: $\pm 2.5\%$ f.s.
AC Voltage range	6/30/150/300/600 V (10k-ohm/V) Accuracy: $\pm 2.5\%$ f.s. Average rectifier effective value
Resistance range	0 to 10 k-ohm (center scale 100 ohm), $R \times 1$, $R \times 10$, $R \times 100$ $\pm 3\%$ of scale length
Safety considerations	Protection: 1A rated, guaranteed current 50,000A high-power fuse and 10 ohm resistor for restricting short circuit current
Power supply	R6P(AA) \times 2 batteries
Dimensions, mass	94 mm(3.70 in)W \times 134 mm(5.28 in)H \times 56 mm(2.20 in)D, 350 g (12.3 oz)
Accessories	TEST LEAD 9060 (1), fuse (1), CARRYING CASE (1)



SAFETY HITESTER 3258

Voltage measurement safety assured by non Metallic contact testing

- Non-Metallic contact for optimum safety
- Capture the voltage value of covered electric wires
- Also ideal for metallic busbars and terminals
- Optimized for 400V AC circuits



True RMS

Measure voltage on insulated electric cables

SPECIFICATIONS

AC Voltage range (40 to 66Hz)	420.0 V	$\pm 1.5\%$ rdg. ± 5 dgt.
	600 V	380 V to 480 V $\pm 2.0\%$ rdg. ± 5 dgt.
		481 V to 600 V $\pm 5.0\%$ rdg. ± 5 dgt.
Objects of Measurement	Insulated conductors (IV or CV equivalent, min. 100 mm ² x-section), bare metal conductors Note: Not usable on shielded conductors.	
Power supply	LR6 alkaline battery \times 6	
Dimensions, mass	83W \times 178H \times 58D mm (2.01"W \times 10.83"H \times 1.48"D) 670 g (23.6 oz)	
Accessories	Soft carrying case (1)	



绿测科技有限公司

广州总部: 广州市番禺区陈边村金欧大道83号江潮创意园A栋208室

深圳分公司: 深圳市龙华区龙华街道 油松社区东环一路1号耀丰通工业园1-2栋2栋607

南宁分公司: 广西自由贸易试验区南宁片区五象大道401号五象航洋城1号楼3519号

广州分公司: 广州市南沙区凤凰大道89号中国铁建·凤凰广场B栋1201房

电话: 020-2204 2442

传真: 020-8067 2851

邮箱: Sales@greentest.com.cn

官网: www.greentest.com.cn



微信视频号



绿测科技订阅号



绿测工场服务号