

# EA-PS 9000 1U 1500 W & 3000 W



## Programmable laboratory DC Power supplies



EA-PS 9080-100 1U



- Wide AC supply voltage range: 100...264 V (1500W models), with active PFC
- High efficiency: up to 95%
- Output power ratings: 0...1500 W or 0...3000 W
- Output voltages: 0...80 V up to 0...750 V
- Output currents: 0...6 A up to 0...100 A
- Flexible, power regulated output stage
- Various protection circuits (OVP, OCP, OPP, OTP)
- Control panel with pushbuttons and blue LCD for actual values, set values, status and alarms
- Remote sensing
- Share bus for support of parallel connection
- Galvanically isolated analog and digital (USB, Ethernet) interfaces
- Very low height of only 1U
- Temperature-controlled fans for cooling
- SCPI command set and ModBus RTU support
- LabView VIs and control software for Windows

### General

The microprocessor-controlled laboratory power supplies of series EA-PS 9000 1U offer many functions and features in their standard version, making the use of this equipment remarkably easy and most effective. All this comes in a flat design with only 44 mm (1.75") of height. The clearly arranged control panel features two rotary knobs, six pushbuttons and two LEDs. Together with an illuminated, blue LCD display for all values and status it simplifies the use of the device.

### AC supply

All units are provided with an active **Power Factor Correction** circuit and models up to 1.5 kW are even suitable for a worldwide operation on a supply from 100 V<sub>AC</sub> up to 264 V<sub>AC</sub>.

Both power classes reduce the output power automatically when the input supply is low, so the 1.5 kW models can still provide 1 kW power with an input supply of 100...150 V<sub>AC</sub> and the 3 kW models can still provide 2.5 kW at 180...207 V<sub>AC</sub>.

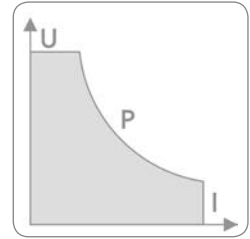
### DC output

DC output voltages between 0...80 V and 0...750 V, output currents between 0...6 A and 0...100 A and output power ratings of 0...1500 W or 0...3000 W are available. Current, voltage and power can thus be adjusted continuously between 0% and 100%, no matter if manually or remotely controlled (analog or digital). The DC output is located on the rear panel of the devices.

# EA-PS 9000 1U 1500 W & 3000 W

## Power

All models are equipped with a flexible autoranging output stage which provides a higher output voltage at lower output current, or a higher output current at lower output voltage, always limited to the adjustable power set value or the rated power. Therefore, a wide range of applications can already be covered by the use of just one unit.



## Discharge circuit

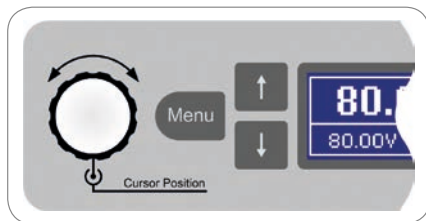
Models with a nominal output voltage of 200 V or higher include a discharge circuit for the output capacities. For no load or low load situations, it ensures that the dangerous output voltage can sink to under 60 V DC after the DC output has been switched off. This value is considered as limit for voltages dangerous to human safety.

## Protective features

For protection of the equipment connected, it is possible to set an overvoltage protection threshold (OVP), as well as one for overcurrent (OCP) and overpower (OPP).

As soon as one of these thresholds is reached for any reason, the DC output will be immediately shut off and a status signal will be generated on the display and via the interfaces. There is furthermore an overtemperature protection, which will shut off the DC output if the device overheats.

## Display and controls



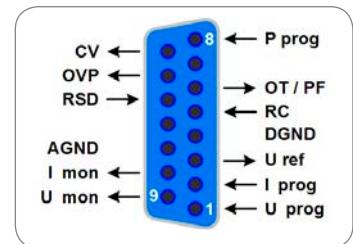
All important information is clearly visualised on a dot matrix display.

With this, information about the actual output values and set values of voltage and current, the actual control state (CV, CC, CP) and other statuses, as well as alarms and settings of the setup menu are clearly displayed.

In order to ease adjusting of values by the rotary knobs, pushing them can switch between decimal positions of a value. All these features contribute to an operator friendliness. With a panel lock feature, the whole panel can be locked in order to protect the equipment and the loads from unintentional misuse.

## Analog interface

There is a galvanically isolated analog interface terminal, located on the rear of the device. It offers analog inputs to set voltage, current and power from 0...100% through control voltages of 0 V...10 V or 0 V...5 V. To monitor the output voltage and current, there are analog outputs with voltage ranges of 0 V...10 V or 0 V...5 V. Also, several inputs and outputs are available for controlling and monitoring the device status.



## Digital interfaces

All models feature two galvanically isolated, digital interfaces by default. These are 1x USB and 1x Ethernet. Both can be used to control and monitor the devices with SCPI language commands or ModBus RTU protocol.

Remote control of a device can be done either by the included software EA Power Control (see page 118) or by a custom application, which is supported by a programming documentation, as well as LabView Virtual Instruments (VIs).

Model	Voltage	Current	Power	Efficiency	Ripple U max. <sup>2</sup>	Ripple I max. <sup>2</sup>	Programming <sup>1</sup>		Ordering number
							U (typ.)	I (typ.)	
PS 9080-50 1U	0...80 V	0...50 A	0...1500 W	≤91%	100 mV <sub>pp</sub> / 5.2 mV <sub>RMS</sub>	4 mA <sub>RMS</sub>	3 mV	2 mA	06230400
PS 9200-25 1U	0...200 V	0...25 A	0...1500 W	≤93%	293 mV <sub>pp</sub> / 51 mV <sub>RMS</sub>	8 mA <sub>RMS</sub>	8 mV	1 mA	06230401
PS 9360-15 1U	0...360 V	0...15 A	0...1500 W	≤94%	195 mV <sub>pp</sub> / 33 mV <sub>RMS</sub>	1.6 mA <sub>RMS</sub>	14 mV	0.6 mA	06230402
PS 9500-10 1U	0...500 V	0...10 A	0...1500 W	≤94%	293 mV <sub>pp</sub> / 63 mV <sub>RMS</sub>	1.4 mA <sub>RMS</sub>	20 mV	0.4 mA	06230403
PS 9750-06 1U	0...750 V	0...6 A	0...1500 W	≤95%	260 mV <sub>pp</sub> / 40 mV <sub>RMS</sub>	0.6 mA <sub>RMS</sub>	30 mV	0.25 mA	06230404
PS 9080-100 1U	0...80 V	0...100 A	0...3000 W	≤92%	76 mV <sub>pp</sub> / 4.2 mV <sub>RMS</sub>	6 mA <sub>RMS</sub>	3 mV	4 mA	06230405
PS 9200-50 1U	0...200 V	0...50 A	0...3000 W	≤93%	234 mV <sub>pp</sub> / 40 mV <sub>RMS</sub>	10 mA <sub>RMS</sub>	8 mV	2 mA	06230406
PS 9360-30 1U	0...360 V	0...30 A	0...3000 W	≤93%	156 mV <sub>pp</sub> / 26 mV <sub>RMS</sub>	1.9 mA <sub>RMS</sub>	14 mV	1.5 mA	06230407
PS 9500-20 1U	0...500 V	0...20 A	0...3000 W	≤93%	234 mV <sub>pp</sub> / 50 mV <sub>RMS</sub>	1.9 mA <sub>RMS</sub>	20 mV	0.8 mA	06230408
PS 9750-12 1U	0...750 V	0...12 A	0...3000 W	≤93%	260 mV <sub>pp</sub> / 40 mV <sub>RMS</sub>	0.7 mA <sub>RMS</sub>	30 mV	0.5 mA	06230409

<sup>1</sup> Programmable resolution without device error

<sup>2</sup> RMS value: measured at LF with BWL 300kHz, PP value: measured at HF with BWL 20MHz



# EA-PS 9000 1U 1500 W & 3000 W



Technical Data	Series EA-PS 9000 1U	
AC: Supply	1500 W models: 100...264 V, 1ph+N or 2ph, 45...65 Hz, PF = 0.99 3000 W models: 180...264 V, 1ph+N or 2ph, 45...65 Hz, PF = 0.99	
- Derating	1500 W models: < 150 V AC to P <sub>out max</sub> 1000 W 3000 W models: < 207 V AC to P <sub>out max</sub> 2500 W	
DC: Voltage		
- Accuracy	<0.1% of rated value	
- Load regulation 0-100%	<0.05% of rated value	
- Line regulation $\pm 10\% \Delta U_{AC}$	<0.02% of rated value	
- Regulation 10-100% load	<2.2 ms	
- Rise time 10-90% (CV)	Max. 15 ms	
DC: Current		
- Accuracy	<0.2% of rated value	
- Load regulation 1-100% $\Delta U_{DC}$	<0.15% of rated value	
- Line regulation $\pm 10\% \Delta U_{AC}$	<0.05% of rated value	
DC: Power		
- Accuracy	<1% of rated value	
Overvoltage category	2	
Protection	OTP, OVP, OCP, OPP, PF <sup>(1)</sup>	
Insulation		
- AC input to enclosure	2500 V DC	
- AC input to DC output	2500 V DC	
- DC output to enclosure (PE)	Negative: max. 400 V DC, positive: max. 400 V DC + output voltage	
Degree of pollution	2	
Protection class	1	
Analog interface	Built in, 15 pole D-Sub (female), galvanically isolated	
- Signal range	0...5 V or 0...10 V (switchable)	
- Accuracy U / I / P	0...10 V: <0.2%	0...5 V: <0.4%
- Inputs	U, I, P, remote control on-off, DC output on-off	
- Outputs	U, I, overvoltage, alarms, reference voltage	
Parallel operation	Possible, via Share Bus operation or via analog interface	
- Master-Slave	No	
Standards	EN 60950, EN 61326, EN 55022 Class B	
Cooling	Temperature-controlled fans	
Operation temperature	0...50 °C	
Storage temperature	-20...70 °C	
Humidity	<80%, non-condensing	
Operation altitude	<2000 m (1.242 mi)	
Mechanics	1500 W	3000 W
- Weight <sup>(2)</sup>	≈10.5 kg (23.1 lb)	11 kg (24.2 lb)
- Dimensions (W x H x D) <sup>(3)</sup>	19" x 1U x 500 mm (19.7")	19" x 1U x 500 mm (19.7")

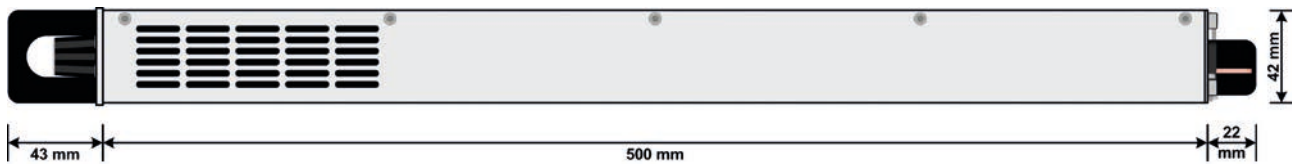
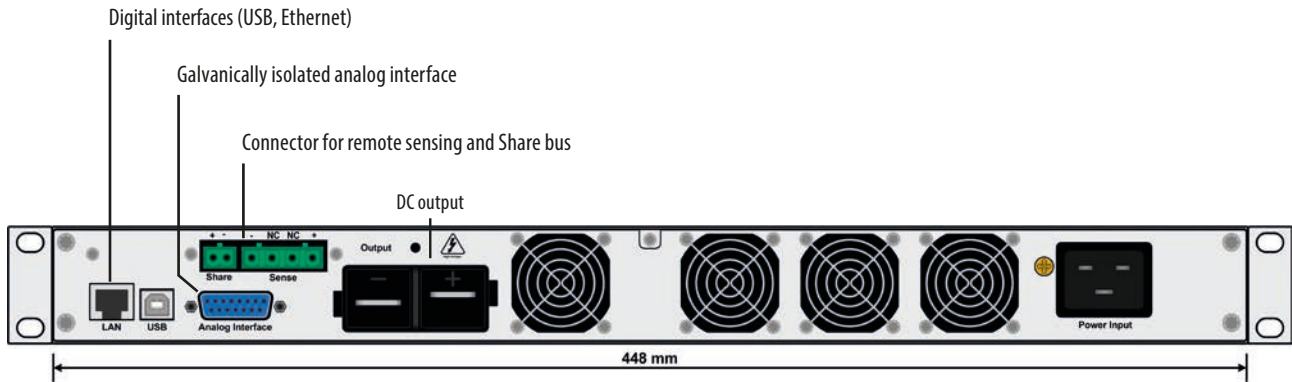

<sup>(1)</sup> See page 126

<sup>(2)</sup> Standard version, models with options may vary

<sup>(3)</sup> Enclosure of the standard version and not overall size, versions with options may vary

# EA-PS 9000 1U 1500 W & 3000 W

## Product views



View from the right side



View from the left side, with DC cover



### 绿测科技有限公司

广州总部：广州市番禺区陈边村金欧大道83号江潮创意园A栋208室  
 深圳分公司：深圳市龙华区龙华街道 油松社区东环一路1号耀丰通工业园1-2栋2栋607  
 南宁分公司：广西自由贸易试验区南宁片区五象大道401号五象航洋城1号楼3519号  
 广州分公司：广州市南沙区凤凰大道89号中国铁建·凤凰广场B栋1201房  
 电话：020-2204 2442  
 传真：020-8067 2851  
 邮箱：Sales@greentest.com.cn  
 官网：www.greentest.com.cn



微信视频号



绿测科技订阅号



绿测工场服务号